

BMW 3 Series Touring. 318d.

| BMW 318d Touring | | |
|---|--------|--|
| Body | | |
| No. of doors/seats | | 5 / 5 |
| L/W/H ¹⁾ (unladen) | mm | 4624 / 1811 / 1429 |
| Wheelbase | mm | 2810 |
| Front/rear track | mm | 1543 / 1583 |
| Ground clearance | mm | 140 |
| Turning circle | m | 11.3 |
| Fuel capacity | ltr | 57 |
| Cooling and heating system | ltr | 7.0 |
| reservoir capacity | ltr | 5.2 |
| Engine oil capacity ²⁾ | ltr | 1475 / 1550 |
| Weight, unladen (DIN/EU) | kg | (1495 / 1570) |
| Payload (DIN) | kg | 550 |
| Permitted total weight | kg | 2025 (2045) |
| Permitted axle load, front/rear | kg | 905 / 1195 |
| Permitted trailer load (12%) braked/unbraked | kg | 1600 / 745 |
| Permitted roof load/trailer download | kg | 75 / 75 |
| Luggage compartment capacity | ltr | 495 – 1500 |
| Aerodynamic drag | cd x A | 0.30 x 2.20 |
| Engine | | |
| Type/no. of cylinders/valves | | |
| Engine technology | | BMW TwinPower Turbo technology with variable-geometry turbocharger, common-rail direct fuel injection with magnetic valve injectors, maximum injection pressure 1600 bar |
| Effective capacity | cc | 1995 |
| Stroke/bore | mm | 90.0 / 84.0 |
| Compression ratio | :1 | 16.5 |
| Fuel type | | Diesel |
| Output | kW/hp | 105 / 143 |
| at rpm | min-1 | 4000 |
| Torque (with overboost) | Nm | 320 |
| at rpm | min-1 | 1750 – 2500 |
| Electrical | | |
| Battery charge/location | | 90 / luggage compartment |
| Alternator current/output | A/W | 180 / 2520 |
| Driving Dynamics and Safety | | |
| Front suspension | | Aluminium double-joint spring-strut axle with displaced camber, small positive steering roll radius, transverse force compensation, anti-dive |
| Rear suspension | | Five-link axle in lightweight construction |
| Front brakes | | Single-piston floating-calliper disc brakes |
| Diameter | mm | 300/vented |
| Rear brakes | | Single-piston floating-calliper disc brakes |
| Diameter | mm | 300/vented |
| Driving stability systems | | As standard: DSC incl. ABS, ASC and DTC (Dynamic Traction Control), CBC Cornering Brake Control, DBC Dynamic Brake Control, brake drying function, fading compensation, start-off assist |
| Safety equipment | | As standard: driver and front-seat passenger airbags, driver and front-seat passenger side airbags, front and rear head airbags, three-point automatic seatbelts for all seats, seatbelt tensioners and seatbelt force limiters in front seats, crash sensors, tyre defect indicator |
| Steering | | Electromechanical rack-and-pinion power steering (EPS), Servotronic function, optional: Variable Sport Steering |
| Overall steering ratio | :1 | 15.1 |
| Front/rear tyres | | 205/60 R16 92V |
| Front/rear wheels | | 7J x 16 Alloy |

| | | | BMW 318d Touring |
|---|--|------|-------------------------|
| BMW ConnectedDrive | | | |
| Comfort | mobile device integration | | |
| Information and entertainment | Optional: Internet connectivity, Bluetooth audio streaming, | | |
| Safety | Standard: cruise control with brake function, park distance control, rear view camera, Active Protection Optional: Adaptive Headlights with turning lights, variable light distribution and adaptive headlight range adjustment, high beam assistance, Surround View incl. Side View and Top View, BMW Head-Up Display, Parking Assistant, Lane Change Warning, Lane Departure Warning with Collision Warning | | |
| Transmission | | | |
| Type of gearbox | 8-speed automatic with Steptronic | | |
| Gear ratios | I | :1 | 4.714 |
| | II | :1 | 3.143 |
| | III | :1 | 2.106 |
| | IV | :1 | 1.667 |
| | V | :1 | 1.285 |
| | VI | :1 | 1 |
| | VII | :1 | 0.839 |
| | VIII | :1 | 0.667 |
| | R | :1 | 3.295 |
| Differential ratio | | :1 | 2.813 |
| Performance | | | |
| Weight-to-power ratio (DIN unladen) | kg/kW | | 14.2 |
| Specific power output | kW/l | | 52.6 |
| Acceleration | 0–100 km/h | sec. | 9.2 |
| | 0–1,000 m | sec. | 30.3 |
| Max. speed | km/h | | 210 |
| BMW EfficientDynamics | | | |
| BMW EfficientDynamics Features included as standard | Brake Energy Regeneration, electromechanical power steering, Automatic Start/Stop function, gear shift indicator (manual), ECO PRO mode, intelligent lightweight construction, on-demand operation of ancillary units, map regulated oil pump, air flap control, Electric Power Steering (EPS), detachable a/c compressor, differential with optimized-warm-up behaviour | | |
| Fuel consumption (EU) | | | |
| Urban | l/100 km | | 5.7 |
| Extra-urban | l/100 km | | 4.1 |
| Total | l/100 km | | 4.7 |
| CO2 emissions | g/km | | 123 |
| Emissions standard | | | EU5 |

Technical data valid for ACEA countries/Some permitted weights valid only for Germany
 Figures in brackets are for vehicles with automatic transmission
 1) Height with roof aerial: 1462 mm
 2) Oil change volume

BMW 3 Series Touring.

320i / 328i.

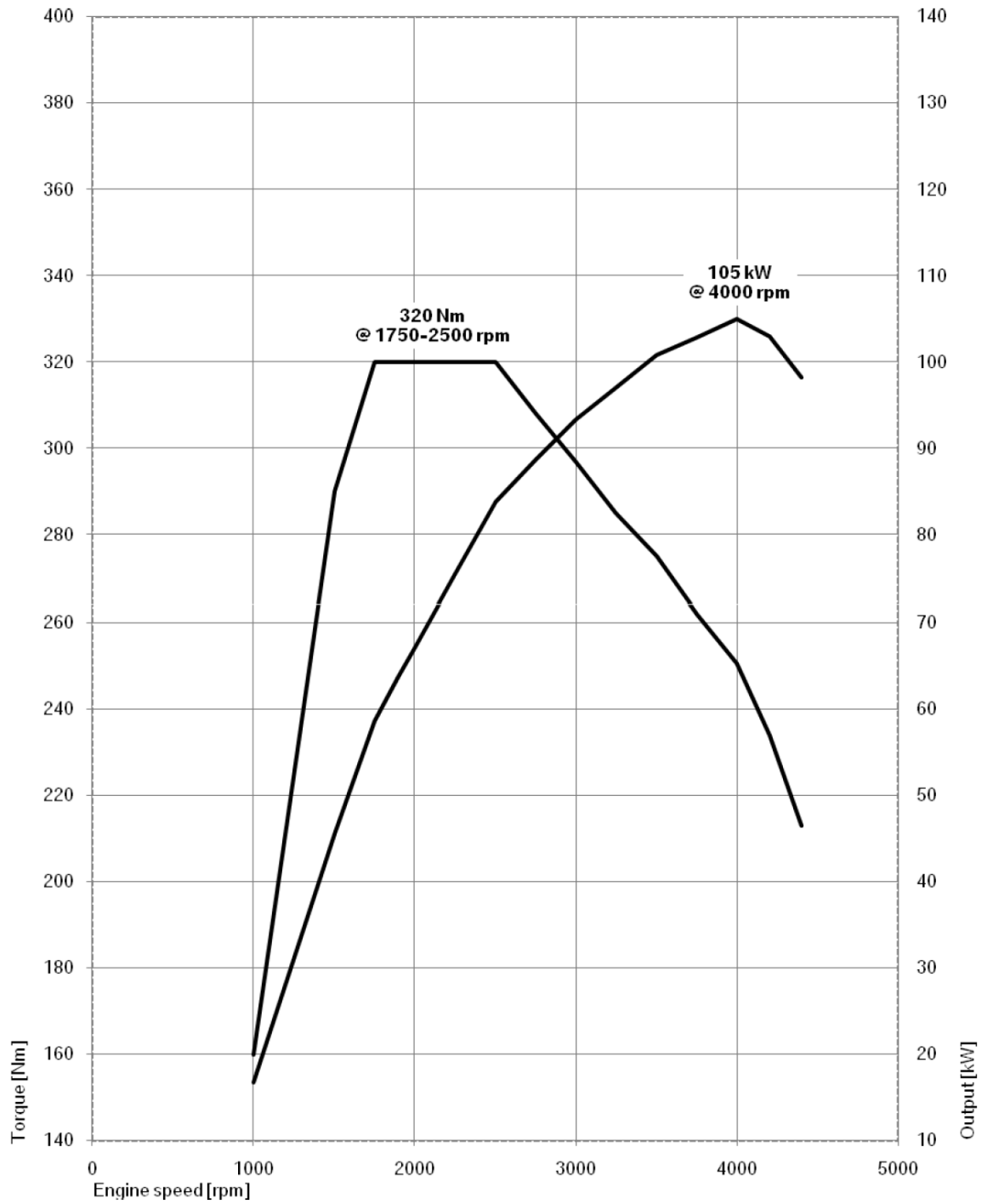
| | | BMW 320i Touring | BMW 328i Touring |
|------------------------------------|----------|---|--------------------------|
| Body | | | |
| No of doors / seats | | 5/5 | 5/5 |
| Length/width/height | mm | 4624 / 1811 / 1429 | 4624 / 1811 / 1429 |
| Wheelbase | mm | 2810 | 2810 |
| Track, front/rear | mm | 1543 / 1583 | 1531 / 1572 |
| Ground clearance | mm | 140 | 140 |
| Turning circle | m | 11,3 | 11,3 |
| Tank capacity | appr ltr | 60 | 60 |
| Cooling system incl | ltr | 9.1 | 7,6 |
| Engine oil ¹⁾ | ltr | 5,75 | 5,75 |
| Weight, unladen, to | kg | 1485/1560 | 1520/1595 |
| Max load to DIN | kg | 550 | 550 |
| Max permissible | kg | 2035 | 2070 |
| Max axle load, front / | kg | 900/1190 | 915 / 1210 |
| Max trailer load (12%), | kg | 1600 / 695 | 1600 / 745 |
| Max roofload / max | kg | 75 / 75 | 75 / 75 |
| Luggage comp | ltr | 495 / 1500 | 495 / 1500 |
| Air drag | cd x A | 0,32 x 2,20 | 0,32 x 2,20 |
| Power Unit | | | |
| Configuration/No of cyls/valves | | In line / -4 / 4 | In line / -4 / 4 |
| Engine technology | | BMW TwinPower Turbo, second-generation direct fuel injection (High Precision Injection), fully variable valve management (VALVETRONIC) and Double-VANOS variable camshaft control | |
| Capacity, effective | cc | 1997 | 1997 |
| Stroke / bore | mm | 90,1 / 84,0 | 90,1 / 84,0 |
| Compression ratio | :1 | 11,0 | 10,0 |
| Fuel | | min RON 91 | min RON 91 |
| Max output | kW/hp | 135/184 | 180 / 245 |
| at | rpm | 5000 | 5000-6000 |
| Max torque | Nm | 270 | 350 |
| at | rpm | 1250-4500 | 1250-4800 |
| Electrical System | | | |
| Battery / installation | Ah/- | 90 / Luggage Compartment | 90 / Luggage Compartment |
| Alternator | A/W | 170 / 2380 | 210 / 2940 |
| Driving Dynamics and Safety | | | |
| Suspension, front | | Double-joint spring strut axle in aluminium with displaced castor, small positive steering roll radius, compensation of lateral forces, anti-dive | |
| Suspension, rear | | Five-arm axle in lightweight steel | |
| Brakes, front | | Single-piston swing-calliper disc brakes/ vented | |
| Diameter | mm | 300 / vented | 330 / vented |
| Brakes, rear | | Single-piston swing-calliper disc brakes/ vented | |
| Diameter | mm | 300 / vented | 300 / vented |
| Driving stability systems | | Standard: DSC incl ABS and DTC Dynamic Traction Control, CBC Cornering Brake Control, DBC Brake Assistant, Dry Braking, Fading Compensation, Start-Off Assistant | |
| Safety | | Standard: airbags for driver and front passenger, side airbags for driver and front passenger, head airbags front and rear, three-point inertia-reel belts on all seats, with belt retainer, belt latch tensioner and belt force limiter at the front, crash-activated headrests at the front, crash sensors, Tyre Defect Indicator | |
| Steering | | Electromechanical rack-and-pinion power steering (EPS), Servotronic function optional: Variable Sport Steering | |
| Steering ratio, overall | :1 | 15,1 | 15,1 |
| Tyres, front/rear | | 225/50 R17 94W | 225/50 R17 94W |
| Wheels, front/rear | | 7,5J x 17 Light Alloy | 7,5J x 17 Light Alloy |

| | | | BMW 320i Touring | BMW 328i Touring |
|--|--|-------|------------------|------------------|
| BMW ConnectedDrive | | | | |
| Comfort | mobile device integration | | | |
| Infotainment | Optional: Internet connectivity, Bluetooth audio streaming, | | | |
| Safety | Standard: cruise control with brake function, park distance control, rear view camera, Active Protection Optional: Adaptive Headlights with turning lights, variable light distribution and adaptive headlight range adjustment, high beam assistance, Surround View incl. Side View and Top View, BMW Head-Up Display, Parking Assistant, Lane Change Warning, Lane Departure Warning with Collision Warning | | | |
| Transmission | | | | |
| Type of transmission | eight-speed automatic | | | |
| Gear ratios I | | :1 | 4.714 | 4.714 |
| | II | :1 | 3.143 | 3.143 |
| | III | :1 | 2.106 | 2.106 |
| | IV | :1 | 1.667 | 1.667 |
| | V | :1 | 1.285 | 1.285 |
| | VI | :1 | 1 | 1 |
| | VII | :1 | 0.839 | 0.839 |
| | VIII | :1 | 0.667 | 0.667 |
| | R | :1 | 3.295 | 3.295 |
| | Final Drive | :1 | 2.813 | 2.813 |
| Performance | | | | |
| Power-to-weight ratio | | kg/kW | 11.0 | 8.4 |
| Output per litre | | kW/l | 67.6 | 90.1 |
| Acceleration | 0-100 | sec | 7.5 | 6.0 |
| | 0-1000 m | sec | 28.3 | 25.9 |
| Top speed | km/h | km/h | 228 | 250 |
| BMW EfficientDynamics | | | | |
| BMW EfficientDynamics, standard features | Brake Energy Regeneration, electromechanical power steering, Automatic Start/Stop function, gear shift indicator (manual), ECO PRO mode, intelligent lightweight construction, on-demand operation of ancillary units, map regulated oil pump, air flap control, Electric Power Steering (EPS), detachable a/c compressor, differential with optimized-warm-up behaviour | | | |
| Fuel Consump in EU Cycle | | | | |
| Urban | ltr/100km | | 8.4 | 8.4 |
| Extra-urban | ltr/100km | | 5.0 | 5.4 |
| Combined | ltr/100km | | 6.2 | 6.5 |
| CO ₂ | g/km | | 145 | 152 |
| Emission rating | | | | EU5 |

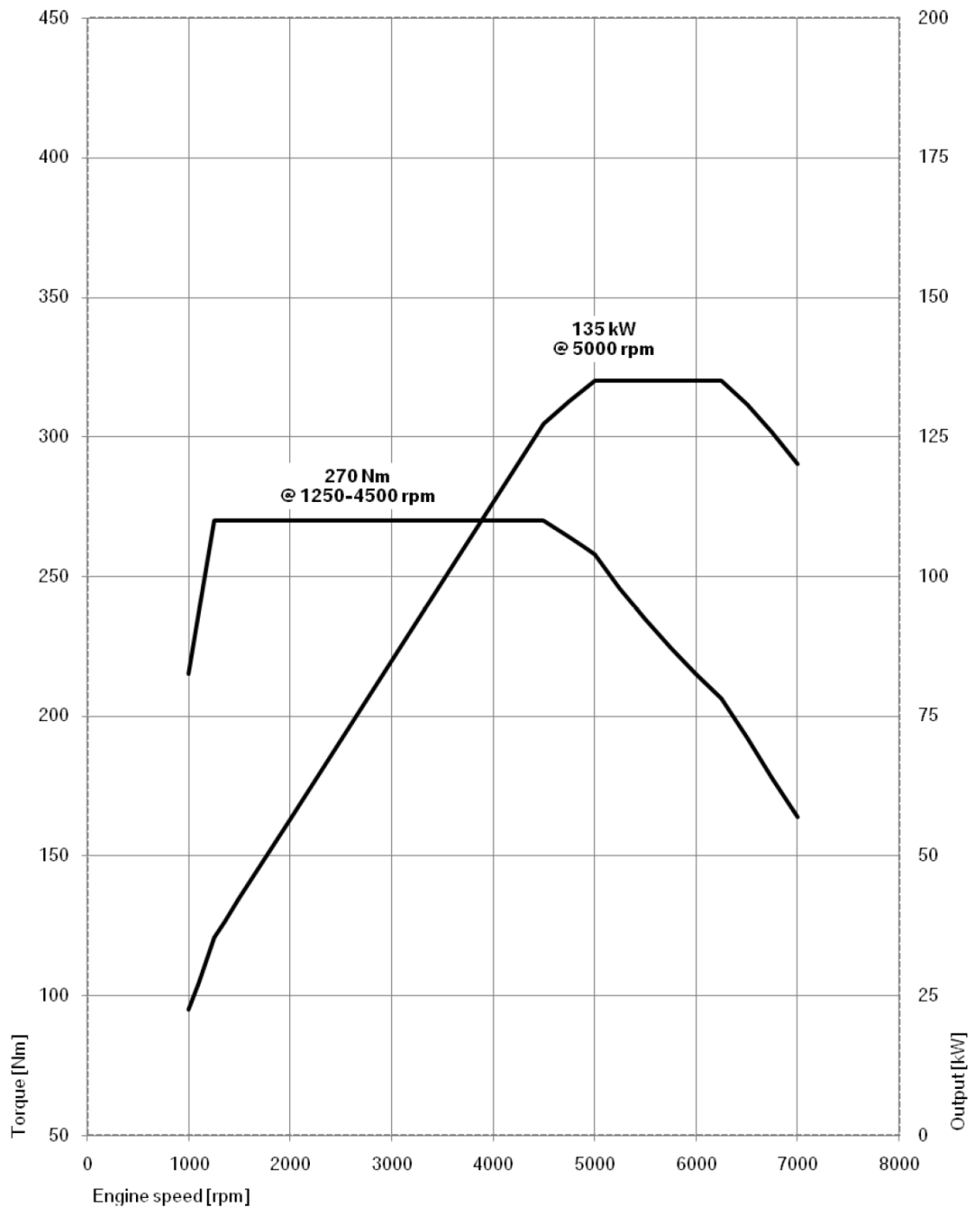
Specifications apply to ACEA markets/data relevant to homologation apply in part only to Germany (weight)
Figures in brackets apply to models with automatic transmission

¹⁾ Oil change

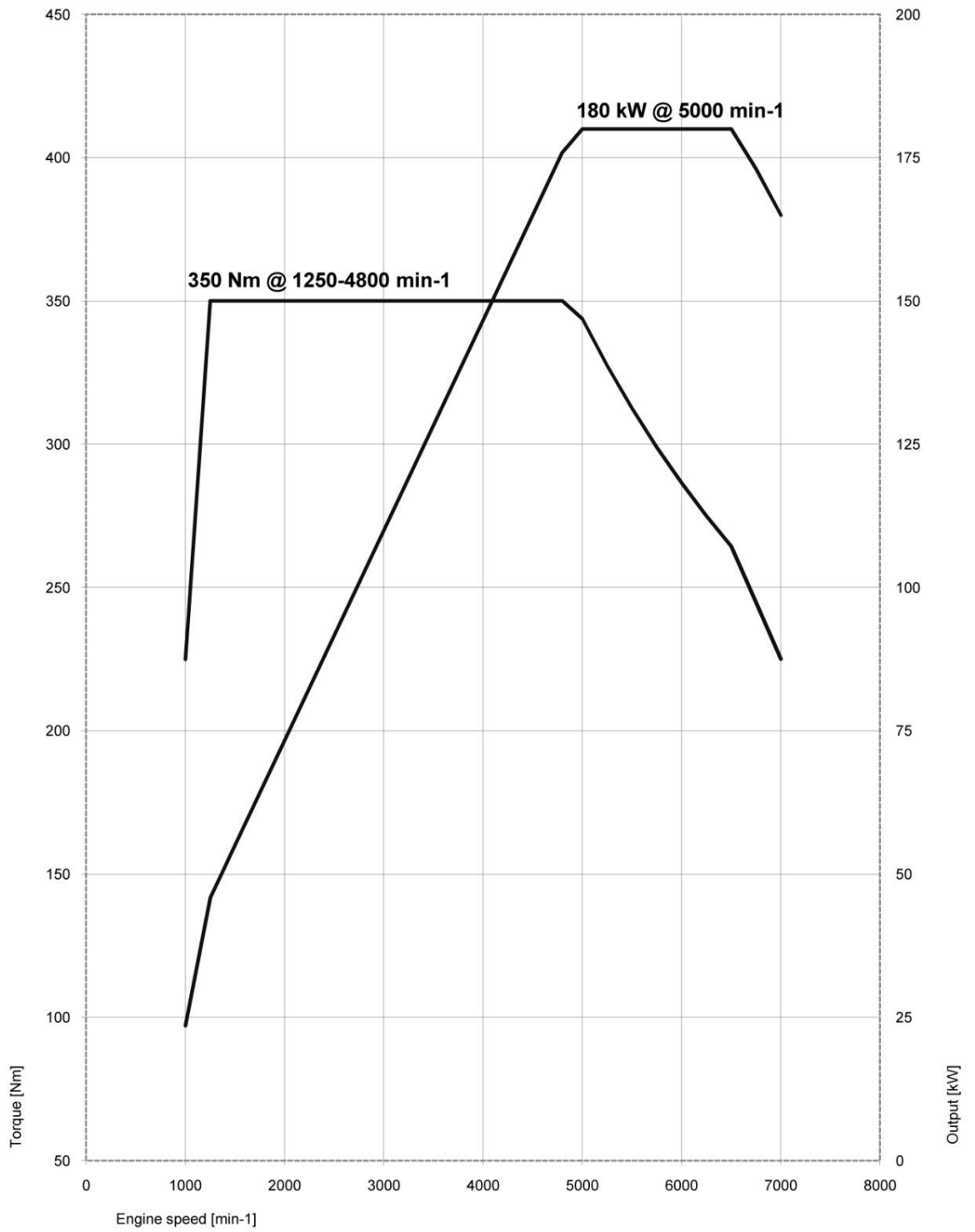
Power and Torque. 318d.



Power and Torque. 320i.



Power and Torque. 328i.



Exterior and interior dimensions.

